

Textile and Ready Made Garments Sector

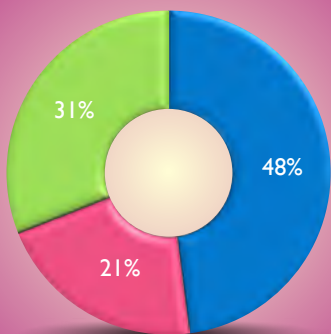
Sector Overview

- The Egyptian textile and readymade garments industrial sector is one of the vital industries in the Egyptian economy, as it accounts for 30% of local employment and 14% from non-petroleum exports in 2015.
- This sector is characterized by being the only vertical integrated industry in the MENA Region, with the entire production process; from the cultivation of cotton to the production of yarns, fabrics and ready-made garments carried out domestically

Main Statistics (2014/15)

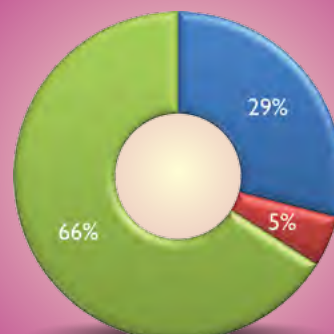
Investment = 5.79 Billion USD
 No. of Registered Enterprises= 4,594
 Value of Local Production = 1.222 Billion USD
 Employment = 1,500,000

Exports Value of Sector in 2015: 2883 Million USD

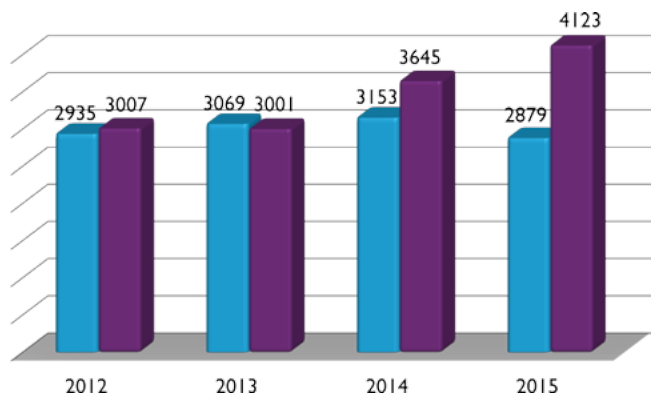


■ Apparel
 ■ Home Textiles
 ■ Textiles

Imports Value of Sector in 2015: 4123 Million USD



■ Apparel
 ■ Home Textiles
 ■ Textiles



Textile Business Sector Trade Overview 2012 - 2015 (Million USD)

Potential Products to be exported to Kazakhstan from Egypt

Product Description	Egypt exports to Kazakhstan	Egypt exports to the world	Kazakhstan imports from the world	Main Importing Countries from Egypt
	Value in 2015, USD thousand			
Apparel " Knit wear"	850	482,590	250,654	- USA - Turkey - Italy - KSA - United Kingdom - Spain - Belgium - France - Germany - Netherland - Canada - United Arab Emirates
Apparel "Woven wear"	3004	870,381	314,274	- United states of America - United Kingdom - Turkey - Spain - Germany - Italy - Belgium - France - Saudi Arabia - United Arab Emirates
Home Textiles "Bed linens – Towels"	18	262,233	87,602	- United states of America - United Kingdom - Italy - Saudi Arabia - Spain - Germany - France - Libya - Netherland - Sudan - Belgium - Denmark - Turkey

Product Description	Egypt exports to Kazakhstan	Egypt exports to the world	Kazakhstan imports from the world	Main Importing Countries from Egypt
	Value in 2015, USD thousand			
Silk “ yarn - Fabric”	0	1,140	455	- Saudi Arabia - Portugal - USA - Turkey - Syria - Japan - Bangladesh - Algeria - Jordan - Canada - Djibouti - Tunisia - Belgium - Lebanon
Wool “ yarn - Fabric”	0	55,496	3,444	- Italy - Saudi Arabia - Turkey - India - Poland - Lithuania - Belgium - Portugal - Jordan - Czech Republic - USA - United Arab Emirates
Cotton“ yarn - fabric”	0	478,559	23,564	- Turkey - Italy - Portugal - India - Pakistan - Tunisia - Switzerland - France - China - Saudi Arabia - Bangladesh - Brazil - Germany - USA
“ Other vegetable textile fibers”	0	18,929	3,759	- China - Belgium - Italy - Germany - Turkey - Romania - Slovenia - France - India - Spain - United Arab Emirates
“ Man-made filaments”	0	92,121	30,170	- Turkey - Saudi Arabia - Jordan - Brazil - Poland - Kuwait - Algeria - Kenya - USA - Yemen
“ Man-made staple fibers”	0	76,713	33,827	- Turkey - Saudi Arabia - Syria - Jordan - Sudan - Kenya - Morocco - Argentina - Italy - Belgium - USA - Tunisia - Lebanon - Pakistan
“ Carpets”	0	339,781	39,467	- USA - Germany - United Kingdom - Italy - Canada - Sweden - Algeria - Australia - France - Spain - China - Saudi Arabia
“ Special Woven fabrics”	0	210,754	9,226	- USA - France - Turkey - Italy - Saudi Arabia - Spain - Greece - United Kingdom - Morocco - Kuwait - Czech Republic - Germany
“ coated or laminated fabrics”	0	22,687	41,977	- Turkey - Brazil - India - United states of America - South Africa - Kenya - Israel - United Kingdom - Germany
“ Knit fabrics”	0	2,007	4,686	- Poland - Italy - Saudi Arabia - United Kingdom - Germany - Belgium - Libya - Kuwait - Iraq - United Arab Emirates - Algeria