

Printing & Packaging Industries Sector

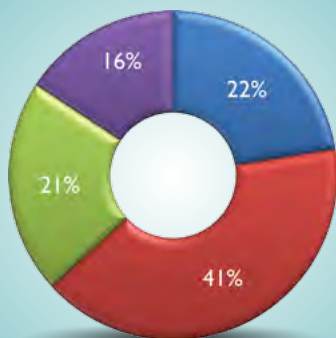
Sector Overview

The Printing and Packaging Sector has a special nature, as it provides other sectors with intermediate products for packaging, as well as producing final products as Stationary and Books.

Main Statistics (2014/15)

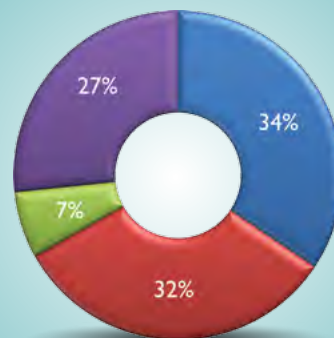
Value of Production = 1.6 USD Billion
No. of Registered Enterprises= 6,480
Investment = 2.4 USD Billion
Employment = 250,000

Exports Value of Sector in 2015: 120 Million USD



- Stationary
- Packing materials of plastic
- Books
- Packaging materials of paper and cardboard

Imports Value of Sector in 2015: 330 Million USD

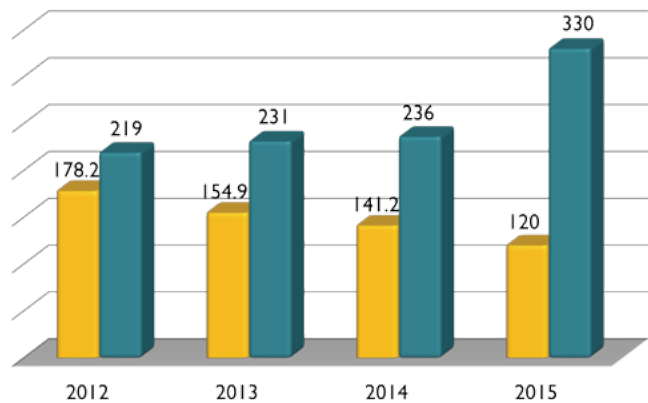


- Stationary
- Packing materials of plastic
- Books
- Packaging materials of paper and cardboard



Printing & Packaging Sector Trade Overview 2012 - 2015 (Million USD)

■ Exports
■ Imports



Potential Products to be exported to Kazakhstan from Egypt

Product Description	Egypt exports to Kazakhstan	Egypt exports to the world	Kazakhstan imports from the world	Main Importing Countries from Egypt
	Value in 2015, USD thousand			
Stationary “ Block notes - Copy Books - Pens”	0	25,253	23,140	- USA -France - Jordan- Libya - KSA - Kenya - Morocco - Italy - Sudan (Sudan and South Sudan) - Canada
Packaging materials of paper and cardboard “Corrugated Cardboard- Folding Cardboard”	0	26,91	56,112	- Libya - Ireland - France - United Kingdom - Kenya - Uganda - Saudi Arabia - Morocco - Algeria - Sudan
Packaging materials of plastic “Flexible Plastic- Rigid Plastic”	0	48,635	111,736	- Sudan - Italy - Lebanon - Saudi Arabia - Kenya - Libya - Nigeria - Uganda - Morocco - Algeria
Printed books, newspapers, pictures and other products of the printing industry; manuscripts	11	18,763	61,091	- Libya - Algeria - Saudi Arabia - Sudan - Kuwait - Morocco - United Arab Emirates - USA - Belgium - Jordan