

Pharmaceutical Sector

Sector Overview

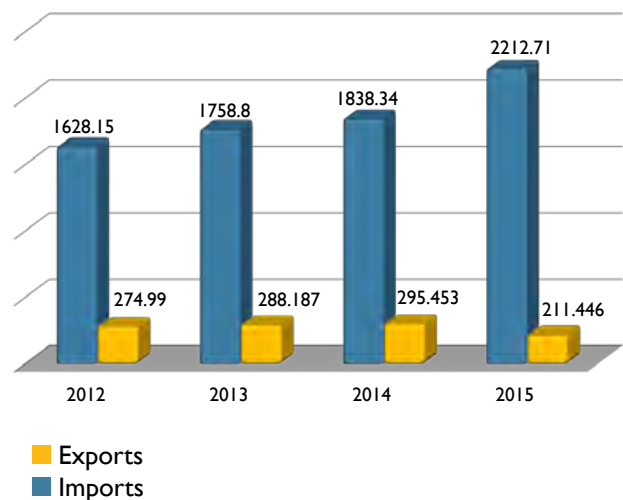
Pharmaceutical industry is considered one of the strategic and vital industries in Egypt occupied many years the initial centers in the region and Middle East. Egyptian Pharma market showed positive growth rate across the last 10 years; as the private market has reached around 4.1 B USD Egyptian pounds (IMS data 2015), compared to the 1.2 B USD in 2005 and with average growth more than four times. Reference to IMS MAT 92016/ the pharmaceutical market has achieved around 4.3 B USD, with 20% growth compared to MAT 92015/, and it was forecasted to reach 4.7 B USD by the end of 2016.



Main Statistics (2014/15)

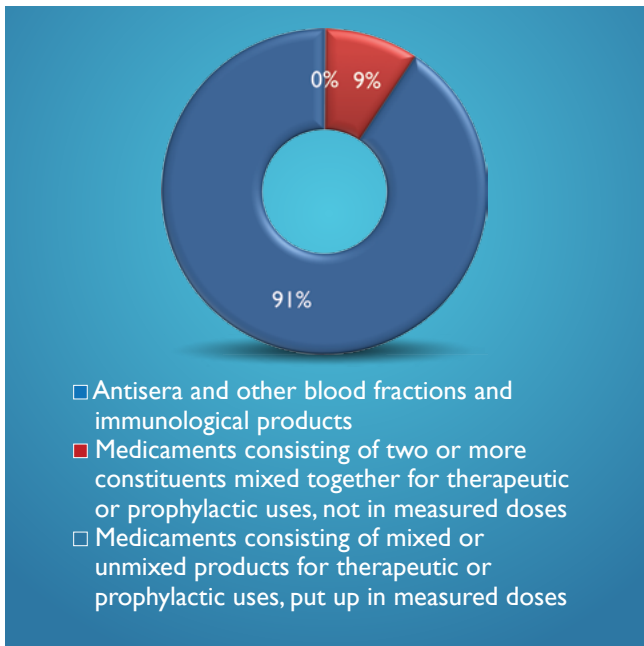
No. of Registered Enterprises: 140 (120 licensed pharmaceuticals plants covering 93% of the market, including a handful of foreign multinationals.
Investment : 4.5 Billion USD
Local Market Size: 3.6 Billion USD

Pharmaceutical Sector Trade overview 2012-2015 (Million USD)

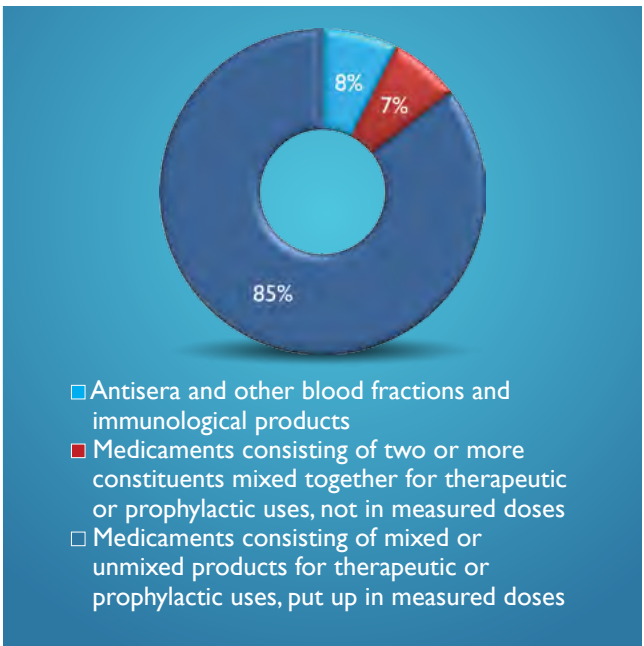




Exports Value of Sector in 2015: 211,446 Million USD



Imports Value of Sector in 2015: 2212.7 Million USD



Potential Products to be exported to Kazakhstan from Egypt

All pharmaceutical products (Vitamins, Antibiotics, Cardiovascular, Anti-diabetic, Medicaments containing corticosteroid hormones, Medicaments containing alkaloids, Vaccines, medicaments containing hormones or steroids, psychological and neurogenic diseases medicaments, Veterinary medicine and vaccines)

Egypt exports to Kazakhstan	Egypt exports to the world	Kazakhstan imports from the world	Main Importing Countries from Egypt
Value in 2015, USD thousand			
1,046	27,240	1,185,581	- Saudi Arabia -Yemen - Iraq - Romania - Sudan - Kuwait -Turkey - Libya - United Arab Emirates - Jordan