



Building Materials Industries Sector

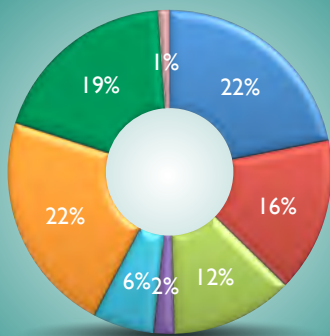
Sector Overview

Building Materials Sector is considered to be one of the largest sectors in Egypt, as it shares 17 % from the total industrial production in 2015. divided to the following subsector: Marble and Granite-Metallurgy industries - Ceramics - Insulation Materials - Pipes - castings, metal& steel - Cement - Refractories & Glass - quarries materials - Sanitary ware and mixers - Brick and tile - Contracting

Main Statistics (2014/15)

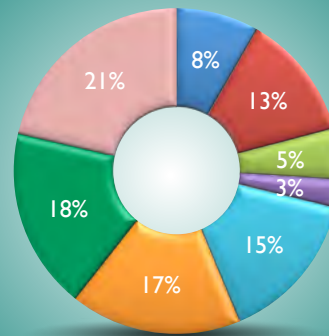
Value of Production = 8.1 Billion USD
 No. of Registered Enterprises= 3,182
 Investment = EGP 17.5 Billion USD
 Employment = 254,000

Exports Value of Sector in 2015: 3147 Million USD

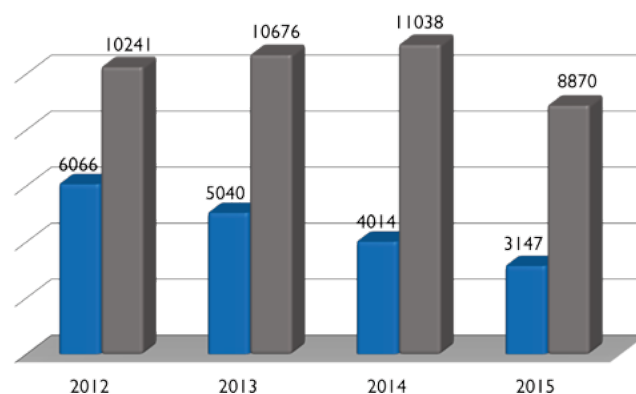


- Marble & Granite
- Ceramic
- Sanitary ware
- Insulation Materials
- Cement
- Metallurgy industries
- Glass
- Others

Imports Value of Sector in 2015: 8870 Million USD



- Marble & Granite
- Ceramic
- Sanitary ware
- Insulation Materials
- Cement
- Metallurgy industries
- Glass
- Others



Building Materials Sector Trade Overview 2012 - 2015 (Million USD)

Potential Products to be exported to Kazakhstan from Egypt

Product Description	Egypt exports to Kazakhstan	Egypt exports to the world	Kazakhstan imports from the world	Main Importing Countries from Egypt
	Value in 2015, USD thousand			
Cermic and porcelaine tiles	0	322,000	278,000	- Libya - KSA - Sudan - Italy - Germany - Lebanon - Morocco - Jordan - United Arab Emirates - United Kingdom
Marble and Granite	0	36,000	2,000	- China - Libya - KSA - Lebanon - Kuwait - Jordan - United Arab Emirates - USA - United Kingdom
Sanitary Ware	0	83,500	35,000	- Germany - France - Italy - Saudi Arabia - Belgium - Spain - Australia - United Arab Emirates - United Kingdom-USA